

CALENDAR QUILT PROJECT: SEPTEMBER BLOCK - SCHOOLHOUSE

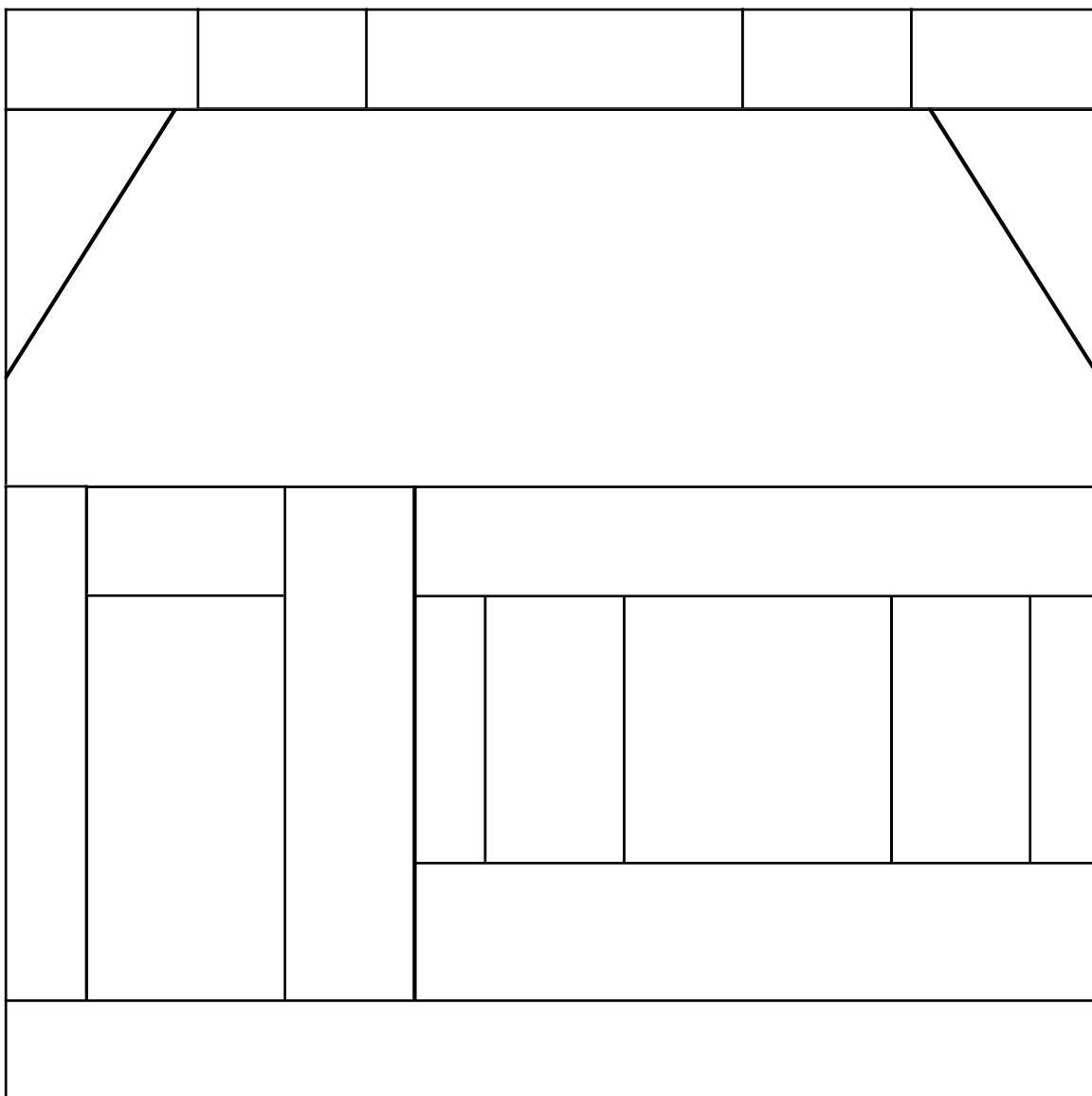
SEMINOLE SAMPLER QUILT SHOP

pattern ©1996 Linda H. Schiffer All rights reserved

Permission is given to download, print, and construct this pattern for personal use only -- commercial use or putting this pattern up at another site is strictly forbidden.

The pattern given for this month's block represents a schoolhouse - in honor of the annual back-to-school-adventure in September. I have drawn this as a 6" (finished block) to be made with foundation piecing. The foundations are shown on page 2 of this .pdf file. Of course, this design could be used to make the block using more traditional piecing techniques if you prefer (the line drawing below will give you the templates -- remember to add your seam allowances).


If you are making a block for the Hand Piecing Club exchange, please make this Schoolhouse with a nice blue sky print and with a green grass base. The coloring shown below is just an example of how you might make your schoolhouse. Remember -- make two blocks, one for yourself and one to exchange.



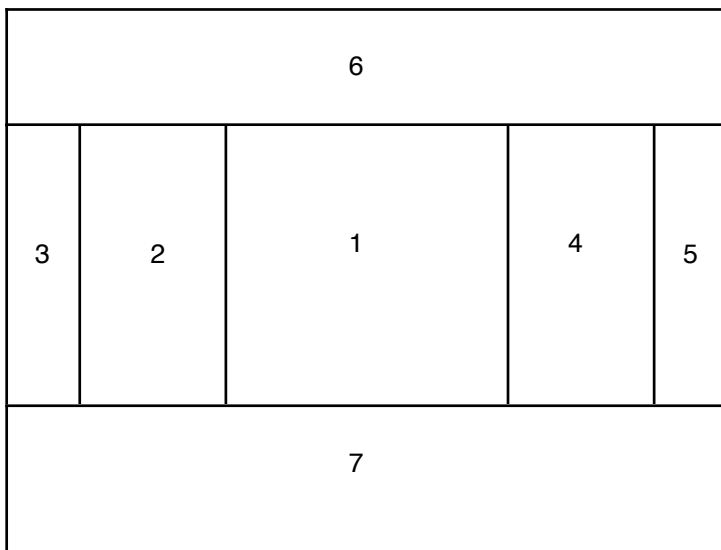
6" SCHOOLHOUSE



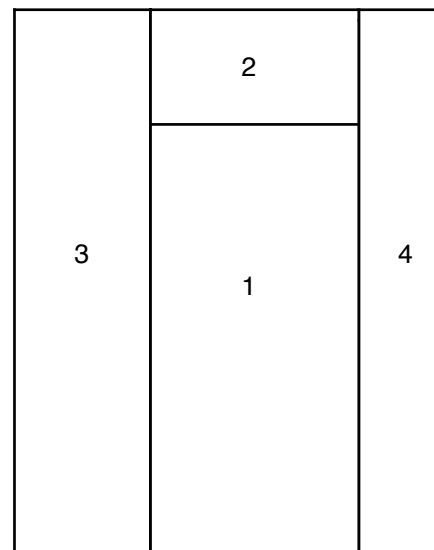
(chimney subunit)



(roof subunit)




(windows subunit)



(door subunit)

(grass subunit)



©1996 Linda H. Schiffer ALL RIGHTS RESERVED

CALENDAR QUILT PROJECT: SEPTEMBER BLOCK - SCHOOLHOUSE

SEMINOLE SAMPLER QUILT SHOP
pattern ©1996 Linda H. Schiffer All rights reserved
 Permission is given to download, print, and construct
 this pattern for personal use only -- commercial use or
 putting this pattern up at another site is strictly forbidden.